

# CAPCO PLASTERBOARD

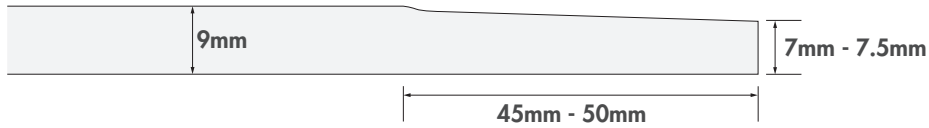
## Visual standard

### EDGE DETAIL

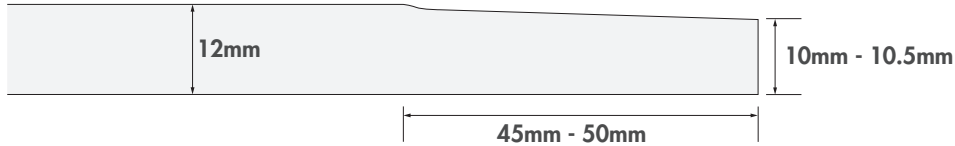
6.5mm Standard Gypsum Board - Square Edge



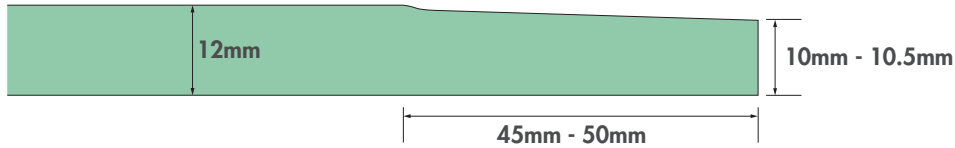
9mm Standard Gypsum Board - Tapered Edge



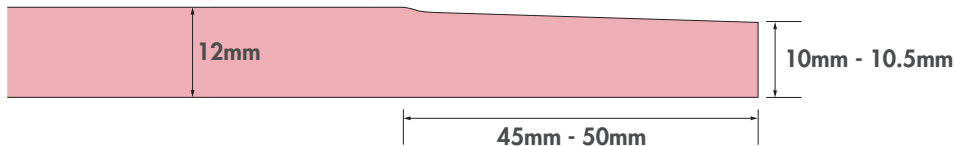
12mm Standard Gypsum Board - Tapered Edge



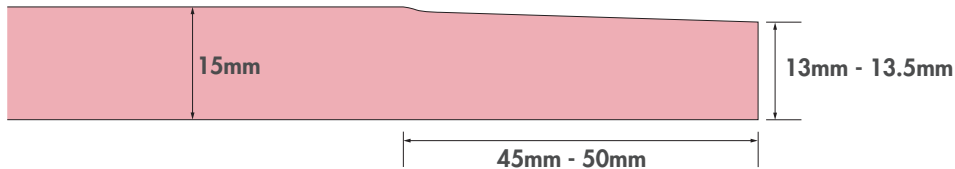
12mm MoistureGuard Gypsum Board - Tapered Edge



12mm Standard Gypsum Board - Tapered Edge



15mm FireGuard Board - Tapered Edge



### TOLERANCES

THICKNESS	WIDTH	LENGTH
± 0.5mm	+ 0 TO - 2.5mm	+ 0 TO - 5mm
± 0.5mm	+ 0 TO - 2.5mm	+ 0 TO - 5mm
± 0.5mm	+ 0 TO - 2.5mm	+ 0 TO - 5mm
± 0.5mm	+ 0 TO - 2.5mm	+ 0 TO - 5mm
± 0.5mm	+ 0 TO - 2.5mm	+ 0 TO - 5mm
± 0.5mm	+ 0 TO - 2.5mm	+ 0 TO - 5mm

### DIMENSIONS

PRODUCT	EDGE	WIDTHS (mm)	LENGTHS (mm)	MASS PER m <sup>2</sup>
CAPCO Gypsum board 6.5mm	Square Edged	1,200m	2,700m/3,000m/3,600m	5 - 6kgs/m <sup>2</sup>
CAPCO Gypsum board 9mm	Tapered Edged	1,200m	2,400m/2,800m/3,200m/3,600m	5.5 - 6.1kgs/m <sup>2</sup>
CAPCO Gypsum board 12mm	Tapered Edged	1,200m	2,100m/2,400m/2,700m/3,000m/3,600m	7.5 - 8.5kgs/m <sup>2</sup>
CAPCO MoistureGuard board 12mm	Tapered Edged	1,200m	2,700m/3,000m	8.5 - 9.0kgs/m <sup>2</sup>
CAPCO FireGuard board 12mm	Tapered Edged	1,200m	2,700m/3,000m/3,600m	10 - 11kgs/m <sup>2</sup>
CAPCO FireGuard board 15mm	Tapered Edged	1,200m	2,700m/3,000m/3,600m	12 - 13kgs/m <sup>2</sup>